

ME 22,5 F-UTG TBUS KMGY - Mounting base housing



2914851

<https://www.phoenixcontact.com/us/products/2914851>

Please be informed that the data shown in this PDF document is generated from our online catalog. Please find the complete data in the user documentation. Our general terms of use for downloads are valid.



DIN rail housing, Lower housing part with metal foot catch, flat design, without vents, width: 22.6 mm, height: 99 mm, depth: 84.8 mm, color: light grey (7035), cross connection: DIN rail connector (optional), number of positions cross connector: 5

Your advantages

- Tool-free mounting
- Available in overall widths from 12.5 mm to 90 mm, modular extension possible
- Flammability rating V0 in accordance with UL 94
- Variety of connection technology
- Can be mounted on the DIN rail
- With integrated or DIN-rail-mountable bus connector as an option

Commercial data

Item number	2914851
Packing unit	1 pc
Minimum order quantity	10 pc
Note	Made to order (non-returnable)
Sales key	AC08
Product key	ACHAAC
Catalog page	Page 667 (C-1-2013)
GTIN	4017918964597
Weight per piece (including packing)	35.97 g
Weight per piece (excluding packing)	30.188 g
Customs tariff number	85389099
Country of origin	DE

Technical data

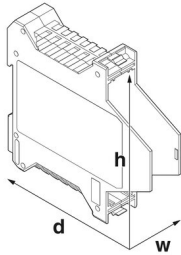
Notes

General	Refer to the data sheet for the range in the download area.
General	Material of contact pads for bus connector, galvanic gold (hard gold)

Product properties

Type	Lower housing parts without vents, housing cover necessary to complete the module
Product type	Enclosure bottom part
Product family	ME F UTG TBUS
Type	Lower housing part with metal foot catch, flat design
Housing type	DIN rail housing
Ventilation openings present	no
Housing series	ME

Dimensions

Dimensional drawing	
Width	22.6 mm
Height	99 mm
Depth	84.8 mm
Depth from top edge of DIN rail	78.2 mm
Depth from top edge of DIN rail to support point on upper part	46 mm

PCB design

PCB thickness	1.4 mm ... 1.8 mm
---------------	-------------------

Material specifications

Color	light grey (7035)
Flammability rating according to UL 94	V0
CTI according to IEC 60112	600
Surface characteristics	untreated
Housing material	Polyamide

Environmental and real-life conditions

Power dissipation single housing for 20 °C

ME 22,5 F-UTG TBUS KMGY - Mounting base housing



2914851

<https://www.phoenixcontact.com/us/products/2914851>

Ambient temperature	20 °C
Reduction factor	1
Mounting position	vertical
Power dissipation	5.5 W

Power dissipation single housing for 30 °C

Ambient temperature	30 °C
Reduction factor	0.91
Mounting position	vertical
Power dissipation	5 W

Power dissipation single housing for 40 °C

Ambient temperature	40 °C
Reduction factor	0.81
Mounting position	vertical
Power dissipation	4.4 W

Power dissipation single housing for 50 °C

Ambient temperature	50 °C
Reduction factor	0.7
Mounting position	vertical
Power dissipation	3.8 W

Power dissipation single housing for 60 °C

Ambient temperature	60 °C
Reduction factor	0.57
Mounting position	vertical
Power dissipation	3.1 W

Power dissipation single housing for 70 °C

Ambient temperature	70 °C
Reduction factor	0.49
Mounting position	vertical
Power dissipation	2.7 W

Vibration test

Specification	IEC 60068-2-6:2007-12
Frequency	10 - 150 - 10 Hz
Sweep speed	1 octave/min
Amplitude	0.15 mm (10 Hz ... 58.1 Hz)
Acceleration	2g (58.1 Hz ... 150 Hz)
Test duration per axis	2.5 h
Test directions	X-, Y- and Z-axis

Glow-wire test

Specification	IEC 60695-2-11:2014-02
Temperature	850 °C

ME 22,5 F-UTG TBUS KMGY - Mounting base housing



2914851

<https://www.phoenixcontact.com/us/products/2914851>

Time of exposure	30 s
------------------	------

Thermal stability / ball thrust test

Specification	IEC 60695-10-2:2014-02
Temperature	125 °C
Test duration	1 h
Force	20 N

Mechanical strength / tumbling barrel

Specification	IEC 60998-1:2002-12
Height of fall	50 cm
Frequency	10

Shocks

Specification	IEC 60068-2-27:2008-02
Pulse shape	Half-sine
Acceleration	15g
Shock duration	11 ms
Number of shocks per direction	3
Test directions	X-, Y- and Z-axis (pos. and neg.)

Degree of protection (IP code)

Specification	IEC 60529:1989-11 + AMD 1:1999-11 + AMD 2:2013-08
---------------	---

Ambient conditions

Max. IP code to attain	IP20
Ambient temperature (operation)	-40 °C ... 105 °C (depending on power dissipation)
Ambient temperature (storage/transport)	-40 °C ... 55 °C
Ambient temperature (assembly)	-5 °C ... 100 °C
Relative humidity (storage/transport)	80 %

PCB data

Number of PCB holders	1
Type of PCB mount	Insertion (optional latching by PCB stop)
Thickness of the PCB	1.4 mm ... 1.8 mm

Mounting

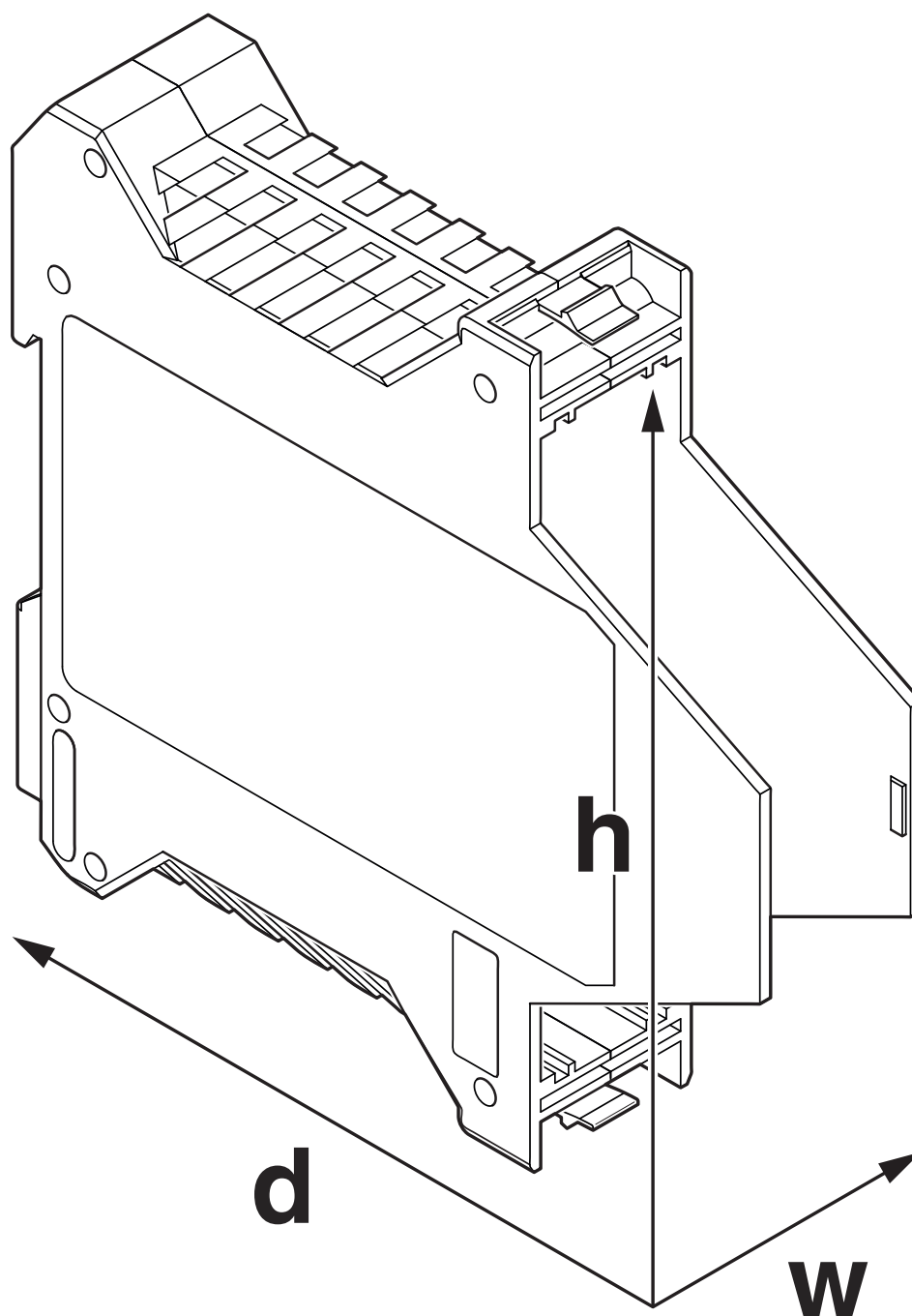
Mounting type	DIN rail mounting
Mounting position	Vertical (horizontal DIN rail)

Packaging specifications

Type of packaging	packed in cardboard
Outer packaging type	Carton

Drawings

Dimensional drawing



Schematic figure for illustrating the item dimensions. The figure is not of the desired product. For further details, refer to the product drawings in the "Downloads" tab.

ME 22,5 F-UTG TBUS KMGY - Mounting base housing



2914851

<https://www.phoenixcontact.com/us/products/2914851>

Approvals

To download certificates, visit the product detail page: <https://www.phoenixcontact.com/us/products/2914851>



UL Recognized

Approval ID: FILE E 240868

2914851

<https://www.phoenixcontact.com/us/products/2914851>

Classifications

ECLASS

ECLASS-11.0	27182702
ECLASS-13.0	27190601

ETIM

ETIM 9.0	EC001031
----------	----------

UNSPSC

UNSPSC 21.0	31261500
-------------	----------

2914851

<https://www.phoenixcontact.com/us/products/2914851>

Environmental product compliance

China RoHS	Environmentally friendly use period: unlimited = EFUP-e
	No hazardous substances above threshold values

ME 22,5 F-UTG TBUS KMGY - Mounting base housing



2914851

<https://www.phoenixcontact.com/us/products/2914851>

Mandatory accessories

ME 22,5 OT-MSTBO SET - Upper part of housing

2907444

<https://www.phoenixcontact.com/us/products/2907444>

DIN rail housing, Set comprised of upper housing part, 4 PCB headers (4-pos.), and 4 PCB terminal blocks with screw connection (4-pos.), width: 22.6 mm, height: 99 mm, depth: 45.85 mm, color: green (6021)



ME 22,5 OT-MSTBO GN - Upper part of housing

2907169

<https://www.phoenixcontact.com/us/products/2907169>

DIN rail housing, Upper housing part for connectors with header, width: 22.6 mm, height: 99 mm, depth: 45.85 mm, color: green (6021)



ME 22,5 F-UTG TBUS KMGY - Mounting base housing



2914851

<https://www.phoenixcontact.com/us/products/2914851>

ME 22,5 OT-1MSTBO GN - Upper part of housing

2709558

<https://www.phoenixcontact.com/us/products/2709558>



DIN rail housing, Upper housing part for connectors with header, width: 22.6 mm, height: 99 mm, depth: 45.85 mm, color: green (6021)

ME 22,5 OT-MKDSO SET - Upper part of housing

2907473

<https://www.phoenixcontact.com/us/products/2907473>



DIN rail housing, Set comprised of upper housing part and 4 PCB terminal blocks (4-pos.) with screw connection, width: 22.6 mm, height: 99 mm, depth: 45.85 mm, color: green (6021)

ME 22,5 F-UTG TBUS KMGY - Mounting base housing



2914851

<https://www.phoenixcontact.com/us/products/2914851>

ME 22,5 OT-MKDSO GN - Upper part of housing

2907172

<https://www.phoenixcontact.com/us/products/2907172>



DIN rail housing, Upper housing part for PCB terminal blocks with screw connection, width: 22.6 mm, height: 99 mm, depth: 45.85 mm, color: green (6021)

Accessories

ME LPZS - PCB stop

2906911

<https://www.phoenixcontact.com/us/products/2906911>



DIN rail housing, after approx. 4 cm, the ME LPZS PCB pull-out stop prevents the PCB from being removed completely and locks the PCB in place

ME 22,5 F-UTG TBUS KMGY - Mounting base housing



2914851

<https://www.phoenixcontact.com/us/products/2914851>

ME DH 27 NS 35 KMGY - Spacer

2706289

<https://www.phoenixcontact.com/us/products/2706289>

Spacer, for protecting the input and output contacts for NS 35 DIN rails



ME DH 36 NS 35 KMGY - Spacer

2706292

<https://www.phoenixcontact.com/us/products/2706292>

Spacers, for protection of the input or output contacts for DIN rail NS 35, width [B] 36 mm



ME 22,5 F-UTG TBUS KMGY - Mounting base housing



2914851

<https://www.phoenixcontact.com/us/products/2914851>

ME B-SA/NS 35 KMGY - Cover

2706700

<https://www.phoenixcontact.com/us/products/2706700>

Terminal cover, 1 strip covers up to 12 terminal points, for ME-BUS male side, (female side)



EML (44X49)R-ME - Label for ME ... F-UT ... TBUS ... housing

0828169

<https://www.phoenixcontact.com/us/products/0828169>



Label for ME ... F-UT ... TBUS ... housing, Roll, white, unlabeled, can be labeled with: THERMOMARK ROLLMASTER 300/600, THERMOMARK X1.2, THERMOMARK ROLL X1, THERMOMARK ROLL 2.0, THERMOMARK ROLL, mounting type: adhesive, lettering field size: 44 x 49 mm, Number of individual labels: 200

ME 22,5 F-UTG TBUS KMGY - Mounting base housing




2914851

<https://www.phoenixcontact.com/us/products/2914851>

ME 22,5 TBUS 1,5/ 5-ST-3,81 KMGY - DIN rail bus connectors

2713722

<https://www.phoenixcontact.com/us/products/2713722>




DIN rail connector, color: light grey, nominal current: 8 A (parallel contacts), rated voltage (III/2): 125 V, contact surface: Gold, number of positions: 5, pitch: 3.81 mm, mounting: DIN rail mounting, locking: without, mounting: without, type of packaging: packed in cardboard, Item with gold-plated contacts, bus connectors for connecting with electronics housings, 5 parallel contacts

ME 22,5 TBUS 1,5/4P1S KMGY - DIN rail bus connectors

2201732

<https://www.phoenixcontact.com/us/products/2201732>



DIN rail connector, color: light grey, nominal current: 8 A, 8 A (parallel contacts) (Serial contacts), rated voltage (III/2): 50 V, number of positions: 5, pitch: 3.81 mm, mounting: DIN rail mounting, locking: without, mounting: without, Item with gold-plated contacts, bus connectors for connecting with electronics housings, 4 parallel contacts/1 serial contact

ME 22,5 F-UTG TBUS KMGY - Mounting base housing



2914851

<https://www.phoenixcontact.com/us/products/2914851>

ME 22,5 TBUS ADAPTER KMGY - DIN rail bus connectors

2201756

<https://www.phoenixcontact.com/us/products/2201756>

DIN rail bus adapter for ME and ME-MAX, design width: 22.5 mm, 5 parallel positions, color: light gray (similar to RAL 7035)



Phoenix Contact 2023 © - all rights reserved

<https://www.phoenixcontact.com>

Phoenix Contact USA
586 Fulling Mill Road
Middletown, PA 17057, United States
(+717) 944-1300
info@phoenixcon.com